



fourstargroup



MODEL: 12216698N

Halloween Mini Strobe Light

Before using this product, read, understand, and follow these instructions.
Save these instructions for future reference.

FOR HOUSEHOLD USE ONLY

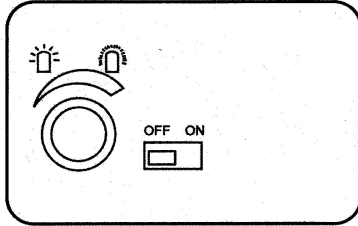
⚠ CAUTION: TO AVOID BATTERY LEAKAGE

- 1) Always purchase the correct size and grade of battery most suitable for intended use.
- 2) Do not mix old & new batteries, alkaline, standard (Carbon-zinc) or rechargeable (Nickel-cadmium) batteries.
- 3) Clean the battery contacts and also those of the device prior to battery installation.
- 4) Ensure the batteries are installed correctly with the regard to polarity (+ and -).
- 5) Always remove batteries if consumed or if product is to be left unused for a long time.

MADE IN CHINA

How to use :

- 1) Push ON switch to turn on the strobe light.
- 2) Turn left and right to control the flashing speed.
- 3) Push OFF switch to turn off the strobe light.



Specification :

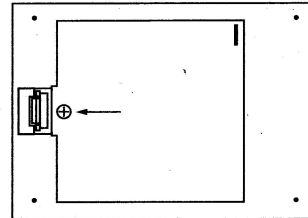
- ON / OFF switch.
- Low / High flashing speed selection.
- DC 6V rate voltage.

WARNING:

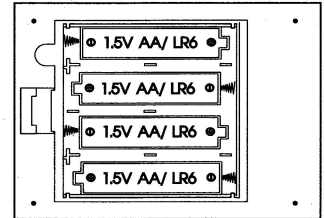
- Do not look into the strobe light directly to avoid eye injury.
- This item is not a toy. For adult use only.
- To reduce the risk of injury, user must read and understand instruction manual.

Instruction :

1. Remove the screw from the cover
2. Insert 4 "AA" batteries into battery compartment
3. Replace the cover and fasten the screw



1. Remove the screw from the cover



2. Insert 4 "AA" batteries according to the polarity indicated